

Troubleshooting

Tel: 02)3433-7776
E-mail: yang1222@mail.ssyenc.co.kr

1. _____

3 177

EL = 18.0m

EL = 15.0m 가
(B = 9.35m)
(W = 5.77m)

가

가

EL = 11.9m

EL = 13.0m

70
1998 8

가

2. _____

2.1

< 2> 3가

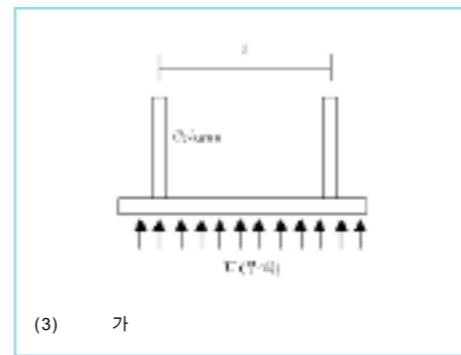
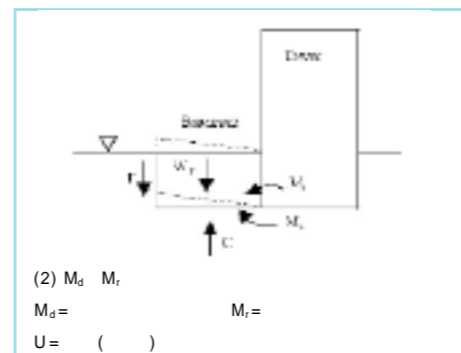
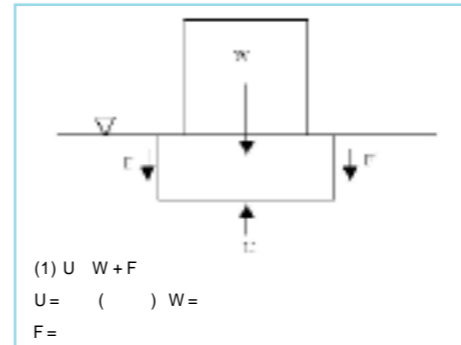
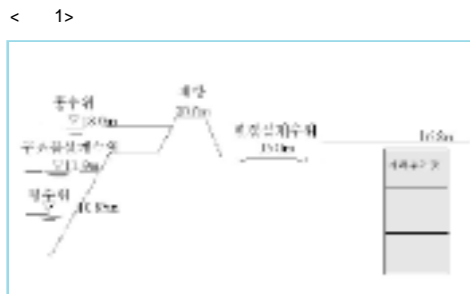
(1)

(Friction)

(2)

(3)

가



< 2>

2.2

가,

가

< 1>		
	()	
	Rock Anchor	
	Dewatering	
	()	Plat

< 1>

, Rock Anchor

Dewatering

1)

가

가

(,)

가

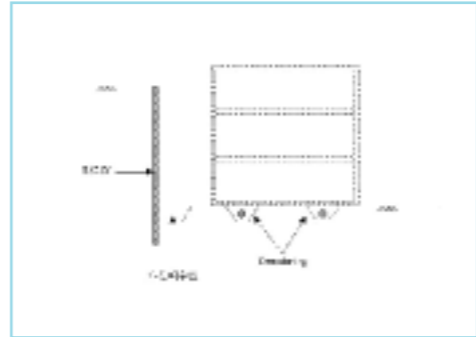
가가

가

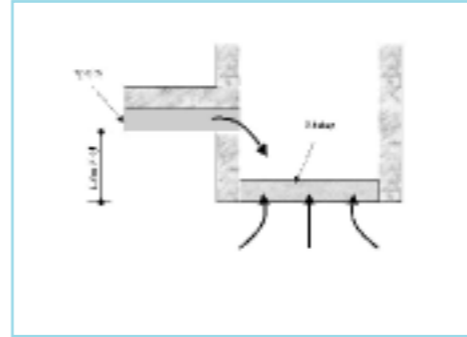
Troubleshooting

(EL = 10.9m)

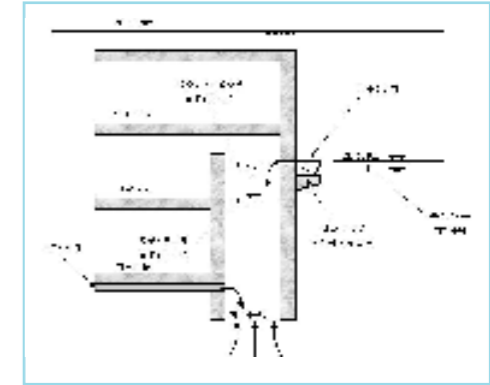
4.



< 5> 가



< 7>



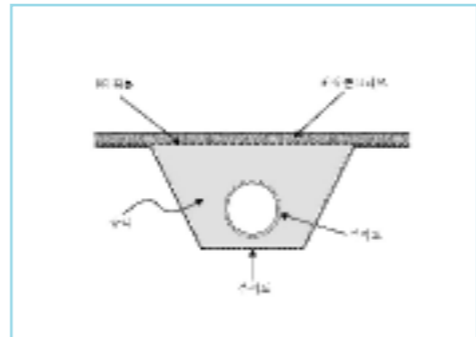
< 8>

Cement Paste

< 6> Filter

, Cement Paste

PE



< 6>

Sludge

2

가 EL = 10.0m

1

가 EL = 10.9m

2 가

System

Dewatering 가

< 8>

가

Con'c

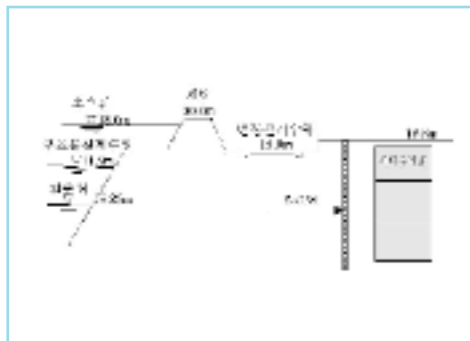
Pump

Dewatering Pump

- (1) (1999),"
- (2) (1996),"
- (3) (1986),"
- (4) Ichiro Kono(1994),"
- (5) (1992),"
- (6) Braja M. Das(1998), "Priciples of Foundation Engineering"

S.C.W

가



< 4> 가

가

, Dry Work

Dewatering

1.0m