

(Shop Drawing)

| maidens@hanmail.net 02)3433-7733

가 .
가,
가 가
가
(Shop Drawing)가
(Shop Drawing)

AIA CODE
Shop Drawing are one of several items specifically defined in AIA Document A201 General Conditions of the Contract for Constructions.
AIA Document A201 Article 3.12.1 defines Shop Drawings as ".....drawings, diagrams, schedules, and other data specially prepared for the work by the contractor, a sub-contractor, Sub-subcontractor, manufacturer, supplier or distributor to illustrate some portion of the work."
The key element in this definition is the phrase" specially prepared".
Shop Drawings are specially prepared to show how a given item is to be fabricated and installed.

This is what distinguishes Shop Drawing from Product Data and Samples.

1. (SHOP DRAWING)

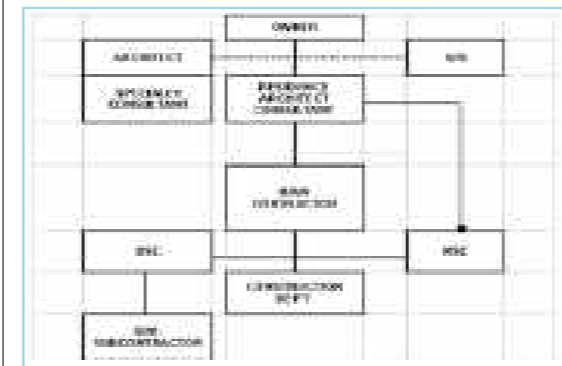
(Shop Drawing) 가
가
(Shop Drawing)
가
가 가

- 1-1 Drawing
- S/D : Schimetic Drawing(Schimetric Design)
 - D/D : Design Developement
 - C/D : Construction Drawing (Contract Drawing)
 - S/D : Shop Drawing
 - V/D : Vender Drawing() : Product Data and Samples

(Shop Drawing)
가
(Shop Drawing)가

- (Contract Document(Information Drawing))
- (Contract Document) ()
- (Contract Document)
- (Architect's Approval) : 가(Consultant Review)
- (Construction Drawing) (Contract Document)
- (Coordination) 가 (coordination)
- 가 (coordination) (work scope)

2. OWNER/CONSULTANT/MAIN-CONTRACTOR/SUB CONTRACTOR



(owner)/ (consultant)/ (main contractor)
(Shop Drawing) consultant

가가 (Shop Drawing)
(main contractor) 가
B/Q(Bill of Quantity)

3. FLOW

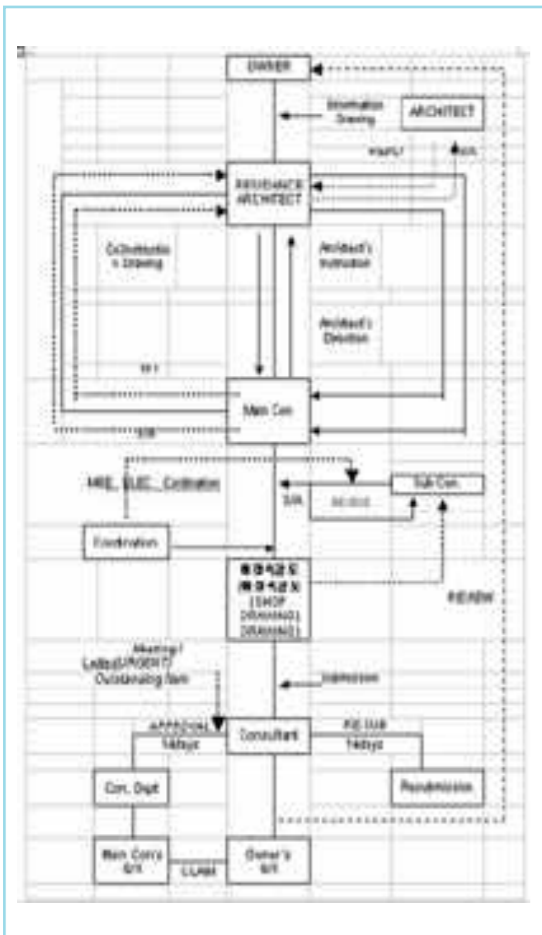
- (tender drawing) (construction drawing)
- 3-1 (construction drawing) : (tender drawing) 가 (for reference).
 - 3-2 : ()
 - 3-3 (discrepancy) (RFC/RFI) :
 - 3-4 (Shop Drawing) : (construction drawing) (Shop Drawing) / (Shop Drawing) (consultant) 가

3-5 (Coordination) : 가

3-6 : (construction drawing)

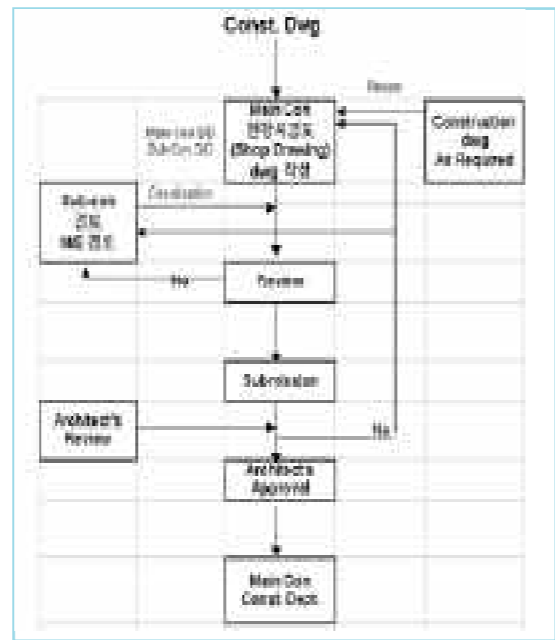
(Shop Drawing)

가



가 가 가

4.



4-1

Design (AD/AI :)

가 (AD/AI :) :

B/Q(Bill of Quantity)

Submission Schedule

(Work Scope)

[1-1, 1-2, 1-3, 1-4]

Status of Architect Instruction

Ref No.	Date		Contents	Status	Submission				Remarks
	Issued	Received			Date	Case No.	Cost	Time	
001-FW-24-01-11	96-06-08	96-06-11	Part Plan of L2 to Level at B5	Done at A-36	-	-	-	-	
001-FW-24-01-16	96-06-08	96-06-11	Back Detail Notes (1st FY 23 at B)	Preparing the Variation Chain	96-09-21	001-MFN-029	●		
001-FW-24-01-17	96-06-11	96-06-11	Dimension of Top Level of Beam B at B)	Only Level Changed	-	-	-	-	
001-FW-24-01-18	96-06-08	96-06-11	Remove Water Beam B25 at Level A/B at B4	Preparing the Variation Chain	96-09-21	001-MFN-038	●		
001-FW-24-01-19	96-06-11	96-06-11	1-pair of Architectural Drawings	Under Evaluation	-	-	-	-	
001-FW-24-01-20	96-06-11	96-06-14	Beam D2a Detail at B1	Under Evaluation	-	-	-	-	
001-FW-24-01-21	96-06-11	96-06-14	Beam Detail at B3	Preparing the Variation Chain	96-09-21	001-MFN-039	●		
001-FW-24-01-22	96-06-11	96-06-14	Beam C8, B1 Detail at B1	Under Evaluation	-	-	-	-	
001-FW-24-01-23	96-06-11	96-06-14	Beam S8, S9, N10 Detail at B3	Under Evaluation	-	-	-	-	
001-ABC-21-01-14	96-06-11	96-06-11	Remove Steel Schedule from B7 to B1	Under Evaluation	-	-	-	-	
001-FW-24-01-24	96-06-11	96-06-11	Remove B2 Steel Bar	Preparing the Variation Chain	96-09-21	001-MFN-021	●		
001-FW-24-01-25	96-06-11	96-06-11	Minor Work and Beam Detail at B5	Under Evaluation	-	-	-	-	
001-FW-24-01-27	96-06-11	96-06-11	Remove Part Drawing at B9	Under Evaluation	-	-	-	-	

[1-1]

Status of RFI (Regarding Construction Work)

Serial No.	Requested	Contents	Status	Period	Notes	Remarks
RFI-001	96-04-11	Request for Detail Drawing at Basement Area			Refer to RFI-009	
RFI-002	96-04-19	Request for Location of Columns C25			Verbally Confirmed	
RFI-003	96-04-19	Request for Location of Columns C-2			Verbally Confirmed	
RFI-004	96-04-19	During the Level of Markings			Checked in Each Meeting	
RFI-005	96-04-20	10 Beams in 1st Floor Level	96-04-25	1	Drilling Through for Long Pipe for Horizontal Barter	TR-01-010 (04.1)
RFI-006	96-04-20	Core Enclosures for PC & PE	96-04-25	1	Inspection for completion of core enclosures	TR-01-001 (04.06)
RFI-007	96-04-22	Dimension of Trench Drain at B6	96-04-24	1	Reply with TR-010	TR-01-001 (04.06)
RFI-008	96-04-22	1st Floor Missing Support Obstruction			Verbally Confirmed	
RFI-009	96-04-24	Request for M&E Drawing			M&E, Fire Fighting, Plumbing, Central Electric Under Drawing received	
RFI-010	96-04-26	Beam Barter Bar	96-05-01	1		TR-01-010 (04.7)
RFI-011	96-04-27	Location of Lower Drain No.3	96-05-06	1	Design with the Location	TR-01-010 (04.7)
RFI-012	96-04-26	Request for Column Schedule at Basement 5			Confirmed in Each Meeting	
RFI-013	96-04-30	Consistency for Columns C-11 & C-13			Confirmed in Each Meeting	
RFI-014	96-05-06	Strutting Support Obstruction	96-05-07	1	Request Information with Plan	TR-01-010 (04.7)
RFI-015	96-05-13	Request for Reinforcement and Structural Drawing				
RFI-016	96-05-14	Inconsistency of These Bars for L2F Corridor No.1	96-05-20	11	Check the Revised Corridor 01 Meeting	Reply to RFI 16

[1-2]

Status of Site Instruction (from Resident Engineer)

Serial No	Received	Description	Action Status	Remarks
S-I-058	96-06-05	Cracking at 3.2 Column from B6 to B5	Replied (Memo-81)	96-06-19
S-I-059	96-06-05	Test Cube Results	Noted	
S-I-060	96-06-07	Discrepancy on Cube Reference Marking in Core Cube Test Report	Replied (Memo-68)	96-06-13
S-I-061	96-06-08	3.2 Diameter Column	Noted & Action taken	
S-I-062	96-06-08	Test Cube for Columns J1/X8, J1/X9, J1/X10, J1/X11, J1/X12 &	Replied (Memo-74)	96-06-14
S-I-063	96-06-10	Testing for Coupled Bars	Replied (Memo-66)	96-06-11
S-I-064	96-06-11	Removal of Ground Anchors at Basement 5 Level	Noted	
S-I-065	96-06-12	Revision on Beam B9 on Basement 5	Noted	
S-I-066	96-06-12	Method Statement for Strut Removal	Noted	
S-I-067				
S-I-068	96-06-13	Sequence of Casting Beam H1/X1-N14, Beam X11/C1 at B5	Replied (Memo-70)	96-06-13
S-I-069	96-06-13	Starts Bar for RC Wall at Grillage X15 at Basement 7	Noted	
S-I-070	96-06-14	Testing for Coupled Bars	Noted	
S-I-071	96-06-14	Removal of Ground Anchors at Basement 5 Level	Noted	
S-I-072	96-06-15	Cover to Column Bar	Noted	
S-I-073	96-06-15	Striking or Removal of Formwork	Noted	
S-I-074	96-06-17	Column & Beam Connection	Replied (Memo-78)	96-06-19
S-I-075	96-06-19	Water Beams at Staircase No. 6 and Zone D Fad Shaft at B5	Noted	
S-I-076	96-06-21	Long hours of Casting	Noted	
S-I-077	96-06-21	Water Beams at Grid A1/1 to 3 and at Grid K1/N5 to N6	Noted	
S-I-078	96-06-25	Concrete Cube Test Report	Noted	
S-I-079	96-06-25	Removal Work for B7 to B6 Ramp at Grid X15	Noted	
S-I-080	96-06-26	Concrete Cube Test Report	Noted	
S-I-081	96-06-26	Deferring of Ground Anchor Removal Schedule	Noted	

[1-3]

Status of RFI (ongoing Construction Work)

Serial No.	Requestor	Content	Status	Period	Notes	Remarks
RFI-001	96-04-11	Request for L&L Drawing at Basement Level			Refer to RFI-008	
RFI-002	96-04-18	Request for Location of Column 427			Verbally Confirmed	
RFI-003	96-04-18	Request for Location of Column 430			Verbally Confirmed	
RFI-004	96-04-19	Clarify the Level of Mainfloor			Confirmed in Tech. Meeting	
RFI-007	96-04-20	4 Rows in 1st Column No.4	96-04-21	1	Drilling Through for Long Post for Mechanical Hoist	TWRP 0041 (26.1)
RFI-008	96-04-20	Clear Breakdown for PC & PE	96-04-21	1	Suggestive for completion of job condition	RFI 27007(26.06)
RFI-009	96-04-22	Distance of Truss Chord at 2nd	96-04-24	1	Reply with RFN/CI	RFI 009(26.06)
RFI-010	96-04-22	4 Rows Standing Support Obstruction			Verbally Confirmed	
RFI-010	96-04-24	Request for S&M Drawing			AEMV, Fire Fighting, Planning, Structural Details Under Drawing revision	
RFI-010	96-04-26	Beam Barbed Wire	96-05-01	1		TWRP 0090 (26.7)
RFI-011	96-04-27	Location of Tower Crane No.3	96-05-06	1	Disagree with the Location	TWRP 0090 (26.6)
RFI-012	96-04-30	Request for Column Schedule at Basement Level			Confirmed in Tech. Meeting	
RFI-013	96-04-30	Consistency for Column No.11 & 15/3			Confirmed in Tech. Meeting	
RFI-014	96-05-06	Drinking Support Obstruction	96-05-07	1	Request Discussion with Plan	TWRP 0090 (26.7)
RFI-015	96-05-13	Request for Architectural and Structural Drawing				
RFI-016	96-05-14	Consistency of Tower Bars for L&L Column No.1	96-05-20	1	Consult for Revised General of Drawing	Reply to RFI 14
RFI-017	96-05-02	Drinking Support (drinking Tower Water)	96-05-01	1	Request enough Time for amendment	TWRP 0090 (26.6)
RFI-017	96-05-07	Construction Key in Drapery Wall	96-05-21	2	Confirmed through A.I.	RFI 017(26.6)

[1-4]

5. (MEETING)

5-1. Technical Meeting :
가

: Consultant Architect & Engineer
Main-Con. Engineer
Major Item Engineer

5-2. Interior Meeting :

: Consultant Architect
Main-Con. Engineer
Major Item Engineer (/)

5-3. Urgent Meeting :

(,)

: • S/A.(submission and approval) :
(Shop Drawing)
• Outstanding Item : 가
• Issued Item

5-4. Site Meeting :

: Consultant Architect & Engineer
Main-Con. Engineer
Major Item Engineer

5-5. Weekly Meeting :

6. (DOCUMENT)

6-1. Contract Document :

work scope가

가

Work Scope

6-2. B/Q(Bill of Quantity) : 가

Work Scope

6-3. AD(Architect's Direction) :

Consultant Architect AI

가

Work

Scope 가

Letter



6-4. AI(Architect's Instruction) : AD

가

가

가

AD

AI

6-5. For Construction : 가

(Shop Drawing)

Drawing Status

6-6. For Information : (Tender)

가

6-7. S/A (Submission & Approval) :

(Shop Drawing)

(consultant)

가

(Drawing Status)



[1-5]

6-8. RFC/RFI(Request For Confirmation/Information) :

(Discrepancy)

(Consultant)

(Drawing Status)



[1-6]

6-9. (Letter) :



[1-7]

가
[1-7]

7. (Clarification Of Discrepancy)

가 가
가
(Shop Drawing)

가
가 V.E
가 가

- 7-1. (Consultant) (Main-Con)
- (Main-Con) (Sub-Con)
- (Consultant) (Main-Con)
- 7-1-1. : 가 (BQ/) (Shop Drawing) ()
- 7-1-2. : [1-8]
- 7-1-3. AD/AI :
- 7-1-4. S/A : (Shop Drawing) (Shop Drawing)

가



[1-8]

- 7-1-5. : (Discrepancy)
- 7-2. (Main-Con) (Sub-Con)
- 7-2-1. : (14)
- 7-2-2. :
- 7-2-3. (Drawing) : (Shop Drawing) ()
- 7-2-4. (Work Scope)
- 7-3. QS(Quality Survey)
- 7-3-1. (Consultant) (Main-Con.)
- 7-3-2. AD/AI
- 7-3-3. S/A : (Approval) Q/S (가 (Additional work))
- 7-3-4. :

8. (Coordination)

- 8-1. (Main Contractor) (Shop Drawing)
- 8-1-1. (Formwork Coordination Drawing)

- ()
- () * (Rebar Detail)
- 8-1-2. (Brick Lay-Out Drawing)
- ()
- () (Method Statement)



[1-9]

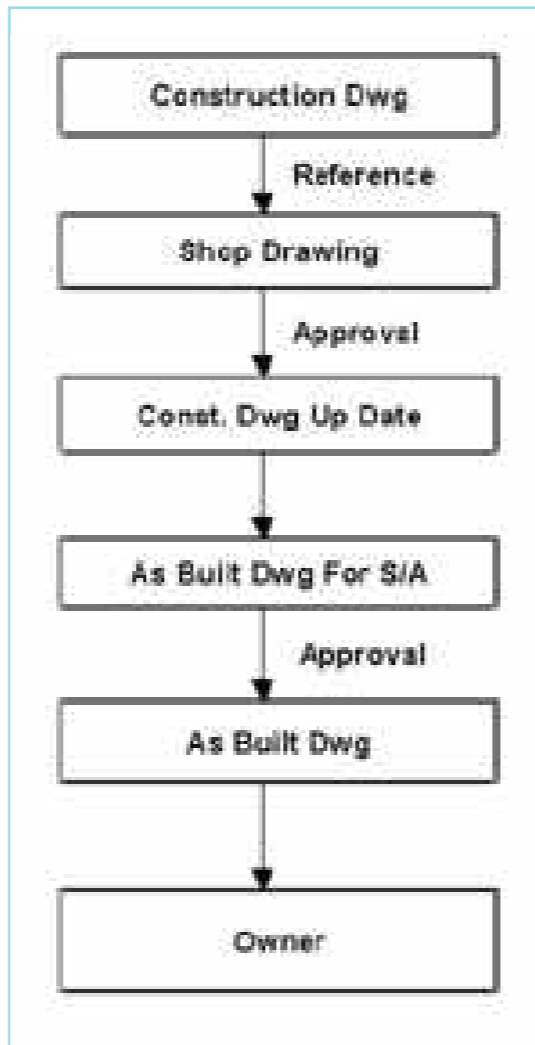
- 8-1-3. (Brick Lay-Out Drawing)
- ()
- Working Point 가
- (Sanitary Schedule)
- 8-1-4. (Tile Lay-Out Drawing)
- : ,
- Working Point :
- (interface Detail(Handrail))

[1-10]

- 1-11, 1-12
- 8-2-1. (Cladding/Louvre)
- 8-2-2. (Handrail)
- 8-2-3. (Sanitary Fitting)
- 8-2-4. (I.D Work)
- 8-2-5. (Security Gate)
- 8-2-6. Exterior Work

9. (AS BUILT DRAWING)

- : (Main Contractor) (Sub Contractor)
- : (Construction Dwg)
- : (Shop Drawing)



10.

- (Shop Drawing)
- 가 가
- (Shop Drawing)

STATUS OF DSD SHOPDRAWING

ITEM	DESCRIPTION	ISSUE DATE	REVISED DATE	STATUS	REMARKS
DSD 001	01 4th Flr 4.2-4.2.1 Fire Alarm	18/10/17		Completed	To issue
DSD 002	01 4th Flr 4.2-4.2.2 Fire Alarm	18/10/17		Completed	To issue
DSD 003	01 4th Flr 4.2-4.2.3 Fire Alarm	18/10/17		Completed	To issue
DSD 004	01 4th Flr 4.2-4.2.4 Fire Alarm	18/10/17		Completed	To issue
DSD 005	01 4th Flr 4.2-4.2.5 Fire Alarm	18/10/17		Completed	To issue
DSD 006	01 4th Flr 4.2-4.2.6 Fire Alarm	18/10/17		Completed	To issue
DSD 007	01 4th Flr 4.2-4.2.7 Fire Alarm	18/10/17		Completed	To issue
DSD 008	01 4th Flr 4.2-4.2.8 Fire Alarm	18/10/17		Completed	To issue
DSD 009	01 4th Flr 4.2-4.2.9 Fire Alarm	18/10/17		Completed	To issue
DSD 010	01 4th Flr 4.2-4.2.10 Fire Alarm	18/10/17		Completed	To issue
DSD 011	01 4th Flr 4.2-4.2.11 Fire Alarm	18/10/17		Completed	To issue
DSD 012	01 4th Flr 4.2-4.2.12 Fire Alarm	18/10/17		Completed	To issue
DSD 013	01 4th Flr 4.2-4.2.13 Fire Alarm	18/10/17		Completed	To issue
DSD 014	01 4th Flr 4.2-4.2.14 Fire Alarm	18/10/17		Completed	To issue
DSD 015	01 4th Flr 4.2-4.2.15 Fire Alarm	18/10/17		Completed	To issue
DSD 016	01 4th Flr 4.2-4.2.16 Fire Alarm	18/10/17		Completed	To issue
DSD 017	01 4th Flr 4.2-4.2.17 Fire Alarm	18/10/17		Completed	To issue
DSD 018	01 4th Flr 4.2-4.2.18 Fire Alarm	18/10/17		Completed	To issue
DSD 019	01 4th Flr 4.2-4.2.19 Fire Alarm	18/10/17		Completed	To issue
DSD 020	01 4th Flr 4.2-4.2.20 Fire Alarm	18/10/17		Completed	To issue

[1-11]

[1-12]

가가

CM 가